

SCREEN SHOTS FOR FILING BMW APPLICATION

1. The applicant shall use only one User Id for the Health Care Facility/CBMWTF location and the same User Id has to be used for filing all applications for all the time in OCMMS. All the applications for **Consent and BWA have to be submitted using the same user Id only** all the time through OCMMS. For the same Health Care Facility/CBMWTF, the applicants shall not submit the applications for Consent and BWA using different user Id under any circumstances since it would create duplicate Health Care Facility/CBMWTF files in OCMMS.
2. If the Health Care Facility/CBMWTF has already applied for Consent or BWA or HWA through OCMMS previously, already **User Id must be available for the Health Care Facility/CBMWTF** which has to be used for filing any of the application for **Consent, HWA and BWA through OCMMS**.
3. If the Health Care Facility/CBMWTF has not applied for Consent and BWA through OCMMS previously and has not obtained User Id for the Health Care Facility/CBMWTF from OCMMS, then the Health Care Facility/CBMWTF shall follow the following procedure for Industry Registration to obtain User Id for the industry from OCMMS once.

REGISTRATION OF INDUSTRY

There are 2 tabs. "Industry Details" and Occupier Details".

The items which are mandatory are marked as *. The mandatory items shall be filled for successful submission of application.

water, soil and air to take remedial steps to control pollution.

Send us your feedback and suggestions

INDUSTRY

Fields marked * are mandatory

Industry Details Occupier Details

Industry Name* (max 250 characters)

Industry Location-Postal Address*

Pin Code*

Revenue District*: Not Selected

Taluk*: Not Selected

Village*:

SF No of the Industry location/Plot No in case of Govt Industrial Estates:

Local Body Type*: Not Selected

Local Body*:

Category*: Not Selected

Industry Type*:

Industry Status*: Operational

Date of Commissioning*: 15/08/2016 e.g. dd/mm/yyyy

Hazardous and...doc Instructions forpdf Show all downloads...

Search the web and Windows

17:39 15-08-2016

Browser tabs: HWA module launch x SPCB Admin Home x Instructions for filing x

Address bar: thocmms.nic.in/OCMMS/industryRegMaster/create

Warning: tncpb

Local Body Type:*	Not Selected ▼	
Local Body:*	▼	
Category:*	Not Selected ▼	
Industry Type:*	▼	
Industry Status:*	Operational ▼	
Date of Commissioning :*	15/08/2016	e.g. dd/mm/yyyy
Industry Registration/License No.:	(Max 50 char)	
Latest Gross fixed Assets-cost with out Depreciation(Rs in Lakhs):*		As On : 15/08/2016
Plant & Machinery cost without Depreciation(Rs in Lakhs):*		As On : 15/08/2016
Scale of Industry :*		
Ownership of Industry:	Individual ▼	
Landline Phone Number with code :		
Fax No. With Code :		
e-mail Address :		e.g. xyz@abc.com
Jurisdiction Office:		

Buttons: Save Reset

Footer: Pollution Control Board, Copyright © 2009 All Rights Reserved NIC India

Taskbar: Hazardous and....doc Instructions forpdf Show all downloads...

Windows Taskbar: Search the web and Windows

System Tray: 17:43 15-08-2016

OCCUPIER DETAILS TAB SHALL BE FILLED AND “SAVE “ BUTTON SHALL BE CLICKED FOR REGISTRATION TO BE COMPLETE.

Browser tabs: HWA module launch, SPCB Admin Home, Instructions for filing

Address bar: tnocmms.nic.in/OCMMS/industryRegMaster/create#country2

Send us your feedback and suggestions

Industry Details | Occupier Details

Registered Office Address *:

Pin Code*:

Occupier Name*:

Designation*: Select Designation ▼

Nationality :

Phone No. With Code :

Fax No. With Code :

Mobile No*: (max 10 digits)

e-mail Address*: e.g. xyz@abc.com

Hint Question*: What is your Nickname? ▼

Your Answer*:

Click to generate Temporary Password*:

Generated Password*: H8s8duTO This is one time password

Do you want to send login Credential in mail? ☐ yes ☒ no

Pollution Control Board, Copyright © 2009 All Rights Reserved NIC India

Downloads: Hazardous and....doc, Instructions forpdf

Windows taskbar: Search the web and Windows, 17:44 15-08-2016

When the registration is complete, user ID and temporary password will be displayed as below as well as the details will be sent as SMS to occupier mobile and occupier e-mail ID.



tnocmms.nic.in/OCMMS/industryRegMaster/show/6451803

Industry Registration completed successfully User ID: O16CHN6451803 and Temporary Password: H8s8duTO. Please change your password within 15 Days from Today.

Print

Industry Details	Occupier Details
Industry Name:	TEST-15.8.16
Industry Location-Postal Address:	11
Pin Code:	600001
Revenue District:	Chennai
Taluk :	AYANAVARAM
Village :	AYANAVARAM PART 2
SF No of the Industry location/Plot No in case of Govt Industrial Estates :	22
Local Body Type :	Corporation
Local Body :	CHENNAI
Category :	ORANGE
Industry Type :	2016-Almirah, Grill Manufacturing (Dry Mechanical Process) with painting
Date of Commissioning :	15-08-2016
Industry Status :	Operational
Gross Fixed Assets-cost without Depreciation(Rs in Lakhs):	125.00 As On : 15-08-2016
Plant & Machinery cost without Depreciation(Rs in Lakhs):	12.00 As On : 15-08-2016

Send us your feedback and suggestions

Hazardous and...doc Instructions forpdf

Show all downloads...

Search the web and Windows

17:48 15-08-2016

Click on the print button and save the details of registration as PDF for future use by the industry.

TEST-15.8.16.pdf 1 / 2

Online Industry Registration Receipt

Date: 15/8/2016

OCMMS Login ID: O16CHN6451803 **Temporary Password: H8s8duTO**

Your industry has been successfully registered for the use of 'Online Consent Management & Monitoring System' under the Following Details

Industry Details	
Industry Name :	TEST-15.8.16
Industry Postal Address :	11
Pincode :	600001
Revenue District :	Chennai
Taluk :	AYANAVARAM
Village :	AYANAVARAM PART 2
SF No of the Industry location/Plot No in case of Govt Industrial Estates :	22
Local Body Type :	Corporation
Local Body :	CHENNAI
Industry Registration/License No. :	11
Category :	ORANGE

TEST-15.8.16.pdf Hazardous and....doc Instructions forpdf Show all downloads...

Search the web and Windows

17:49 15-08-2016

Browser tabs: HWA module launch, SPCB, TEST-15.8.16.pdf, Instructions for filing

Address bar: file:///C:/Users/krishnamoorthy/Downloads/TEST-15.8.16.pdf

Local Body :	CHENNAI
Industry Registration/License No. :	11
Category :	ORANGE
Industry Type :	2016-Almirah, Grill Manufacturing (Dry Mechanical Process) with painting
Scale of Industry :	Small
Date Of Commissioning :	15/08/2016
Industry Status :	Operational
Gross Fixed Assets-cost without Depreciation:	125.0 (In Lakhs) As On: 15/08/2016
Plants & Machinery cost without Depreciation :	12.0 (In Lakhs) As On: 15/08/2016
Phone Number :	-
Fax Number :	-
e-mail Address:	
Jurisdiction Office:	CHENNAI
Occupier Details	
Registered Office Address :	QWERW
Pincode :	600001
Occupier Name :	RAM
Designation :	The Proprietrix
e-mail Address:	tnpcboemms@gmail.com
Mobile No :	8056042116
Phone Number :	-
Fax Number :	-
Nationality :	

1

Taskbar: TEST-15.8.16.pdf, Hazardous and....doc, Instructions forpdf

System tray: Show all downloads..., 17:49, 15-08-2016

The password generated is temporary and has to be changed within 15 days of registration as detailed below.

Using the user ID and password login to OCMMS.

Browser tabs: HWA module launch, Online Consent Man, TEST-15.8.16.pdf, Instructions for filing

Address bar: tnocmms.nic.in/OCMMS/index.gsp

Website Header:

- Tamil Nadu Pollution Control Board
- Online Consent Management & Monitoring System
- Government of India, Ministry of Environment, Forest and Climate Change

Navigation Menu: Home, FAQs, Environment Act & Rules, Guidelines, Notices, Contact Us

Main Content Area:

- Left sidebar: abouttnpcb (The Tamil Nadu Pollution Control Board has been established as a regulatory authority for implementing various pollution control laws. The board is committed to provide pollution free...)
- Center: news corner, important link
- Right sidebar: Login section with TNPCB Login and Industry Login options.

Login Section (Industry Login):

- User ID: O16CHN645180
- Password: [masked]
- OTP: 624164
- Enter: 624164
- Buttons: Login, New Industry Registration, Forgot Password

Footer: Send us your feedback and suggestions, Industry User Manual

Taskbar: TEST-15.8.16.pdf, Hazardous and....doc, Instructions forpdf, Show all downloads...

System Tray: Search the web and Windows, 17:51, 15-08-2016


Fill up the details and enter new password. (Kindly see the instructions for entry of new password)

9

Again login to OCMMS using the user ID and the new password

Browser tabs: HWA module launch, Online Consent Man, TEST-15.8.16.pdf, Instructions for filing


Address bar: tnocmms.nic.in/OCMMS/index.gsp




Tamil Nadu Pollution Control Board


Online Consent Management & Monitoring System

Government of India
Ministry of Environment, Forest and Climate Change



[Home](#) [FAQs](#) [Environment Act & Rules](#) [Guidelines](#) [Notices](#) [Contact Us](#)





abouttnpcb

The Tamil Nadu Pollution Control Board has been established as a regulatory authority for implementing various pollution control laws. The board is committed to provide pollution free environment to the people of State. The Board has

news corner

important link

- [Govt. of Tamil Nadu](#)
- [Central Pollution Control Board](#)
- [Ministry of Environment Forest](#)
- [Right to Information Act](#)

your password has been Reset Please Login

☐ TNPCB Login ☒ Industry Login

User ID

Password

428559

428559

Enter

Enter code shown above

Login

[New Industry Registration](#) [Forgot Password](#)

Send us your feedback and suggestions

Industry

TEST-15.8.16.pdf | Hazardous and....doc | Instructions forpdf | Show all downloads...

Search the web and Windows | Taskbar icons: File Explorer, Edge, Store, Mail, Calendar, Excel, Word, Settings, Chrome | System tray: 17:56, 15-08-2016

Click on “**Waste Management**” button

Browser tabs: HWA module launch, SPCB Industry Home, TEST-15.8.16.pdf, Instructions for filing

Address bar: tnocmms.nic.in/OCMMS/indUser/openIndustryHome

Header: Tamil Nadu Pollution Control Board, Online Consent Management & Monitoring System, Government of India, Ministry of Environment, Forest and Climate Change

Navigation: Home, Consent Management, Laboratory Management, **Waste Management**, CESS Management, Knowledge Base, Logout

Left sidebar menu:

- Industry Profile
- Apply For Consent
- Change Password
- Delete Application
- Consent Fee Calculator
- Online Payment Verification

Banner: Welcome TEST-15.8.16, Date : 15-8-2016

Message: If you want to edit some data click on Industry Profile

Buttons: In-progress Application, Completed Application

Application No	Application Date	Application For	Industry Name	Application Type	Certificate For
List Is Empty					

Footer: TEST-15.8.16.pdf, Hazardous and....doc, Instructions forpdf, Show all downloads...

Taskbar: Search the web and Windows, 17:57 15-08-2016

New screen will appear as below

The screenshot shows a web browser window with the URL `tnocmms.nic.in/OCMMS/hazardousWasteAuthApp/list`. The browser has several tabs open: 'HWA module launch', 'Application For Auth', 'TEST-15.8.16.pdf', and 'Instructions for filing'. The web application interface includes a left sidebar with links: 'Apply Authorization', 'Waste Management Authorization Applications', and 'Delete Application'. Below these links is a green box with the text 'Send us your feedback and suggestions' and a blue box with 'click here for any kind complaints or query' and a download icon. The main content area features a header image of a tree on a hill, a welcome message 'Welcome TEST-15.8.16', and a date 'Date : 15-8-2016'. Below the header, there are two tabs: 'InProgress Application' and 'Completed Application'. The 'Completed Application' tab is active, displaying a table with the following structure:

Application No	Application For	Authorization Required For	Application Date
Hazardous Waste Applications			
Hazardous Waste Application list is empty.			
Municipal Solid Waste Applications			
Municipal Solid Waste Application list is empty.			
Bio-Medical Waste Applications			
Bio-Medical Waste Application list is empty.			

The Windows taskbar at the bottom shows the Start button, a search bar, and several application icons. The system tray on the right indicates the time as 17:58 and the date as 15-08-2016.

Click on “**Apply for Authorisation**” and select **BioMedical Waste**

The screenshot shows a web browser window with the URL `tnocmms.nic.in/OCMMS/hazardousWasteAuthApp/list`. The page has a left sidebar with a menu containing "Apply Authorization", "Hazardeous Waste", "Bio-Medical Waste", and "Delete Application". The "Bio-Medical Waste" option is highlighted. The main content area features a header with a tree image, a welcome message "Welcome TEST-15.8.16", and a date "Date : 15-8-2016". Below the header, there are two tabs: "InProgress Application" and "Completed Application". The "Completed Application" tab is active, displaying a table with the following structure:

Application No	Application For	Authorization Required For	Application Date
Hazardous Waste Applications			
Hazardous Waste Application list is empty.			
Municipal Solid Waste Applications			
Municipal Solid Waste Application list is empty.			
Bio-Medical Waste Applications			
Bio-Medical Waste Application list is empty.			

The Windows taskbar at the bottom shows the system clock as 17:58 on 15-08-2016, and the language is set to ENG.

A new screen will appear as below

Waste Management Authorization Applications

Delete Application

Send us your feedback and suggestions

click here for any kind complaints or query

Welcome TEST-15.8.16 Date : 15-8-2016

General Details Bio-Medical Waste Generation Details Bio-Medical Waste Management Details

BMW Treatment Equipments details Documents

BMWA-General Details

Wheather your HCF/CBMWTF generates/handles Bio-Medical Wastes YES

BMW Authorization now Applied For * : ☒ Fresh ☐ Renewal

Activity for which Authorization is required for*:

☐ Generation, segregation ☐ Collection ☐ Storage ☐ Packaging ☐ Reception

☐ Transportation ☐ Treatment or processing or conversion ☐ Recycling ☐ Disposal or destruction use

☐ Offering for sale, transfer ☐ Any other form of Handling

Fields marked * are mandatory

Do you want to save the application as ☐ Completed ☒ Inprogress

Save

TEST-15.8.16.pdf Hazardous and....doc Instructions forpdf

Show all downloads...

Search the web and Windows

18:35 15-08-2016

Fillup **General Details**

Browser tabs: HWA module launch, SPCB Industry Home, TEST-15.8.16.pdf, Instructions for filing

Address bar: tnocmms.nic.in/OCMMS/bioMedicalWaste/create

Left sidebar:

- Waste Management Authorization Applications
- Delete Application
- Send us your feedback and suggestions
- click here for any kind complaints or query

Header: Welcome TEST-15.8.16 Date : 15-8-2016

Navigation tabs:

- General Details (selected)
- Bio-Medical Waste Generation Details
- Bio-Medical Waste Management Details
- BMW Treatment Equipments details
- Documents

BMWA-General Details	
Whether your HCF/CBMWTF generates/handles Bio-Medical Wastes	YES
BMW Authorization now Applied For *	<input checked="" type="radio"/> Fresh <input type="radio"/> Renewal
Activity for which Authorization is required for*:	
<input type="checkbox"/> Generation, segregation	<input checked="" type="checkbox"/> Collection <input checked="" type="checkbox"/> Storage <input checked="" type="checkbox"/> Packaging <input type="checkbox"/> Reception
<input type="checkbox"/> Transportation	<input type="checkbox"/> Treatment or processing or conversion <input type="checkbox"/> Recycling <input type="checkbox"/> Disposal or destruction use
<input type="checkbox"/> Offering for sale, transfer	<input type="checkbox"/> Any other form of Handling

Fields marked * are mandatory

Do you want to save the application as ☐ Completed ☒ Inprogress

Save

Taskbar: TEST-15.8.16.pdf, Hazardous and....doc, Instructions forpdf

Windows taskbar: Search the web and Windows, 18:35 15-08-2016

Fillup **BMW** generation Details

Browser tabs: HWA module launch, SPCB Industry Home, TEST-15.8.16.pdf, Instructions for filing

Address bar: tnocmms.nic.in/OCMMS/bioMedicalWaste/create#country2

Header: Welcome TEST-15.8.16 Date : 15-8-2016

Left sidebar: click here for any kind complaints or query

Navigation tabs: General Details, **Bio-Medical Waste Generation Details**, Bio-Medical Waste Management Details

Sub-tabs: BMW Treatment Equipments details, Documents

<p>HCF/CBMWTF Type *</p> <p>Bio-Medical Waste Facility Status *</p> <p>CBMWTF-location and Office address of treatment and disposal *</p> <p>Mode of Transportation of BMW</p> <p>Status of CTE/CTO-latest consent type, issued date and validity date</p> <p>GPS Coordinates -Lat/Lon of the location of applicant facility (in Decimal degrees with 6 decimals): Ex: Latitude: 8.123456 N, 12.236544 N, etc Longitude: 77.235648 E, 78.253674 E,etc</p> <p>Details of directions or notices or legal actions if any during the period of earlier authorisation (Attach documents if any)</p>	<p>select ▼</p> <p>select</p> <p>HCF</p> <p>CBMWTF</p> <p>WTF Location address ▼</p> <p>Select CBMWTF Office address ▼</p> <p>Common Facility Vehicle</p> <p>Latitude <input type="text"/> N Decimal Degrees</p> <p>Longitude <input type="text"/> E Decimal Degrees</p>
---	---

Fields marked * are mandatory

Do you want to save the application as ☐ Completed ☒ Inprogress

Taskbar: TEST-15.8.16.pdf, Hazardous and....doc, Instructions forpdf

System tray: Show all downloads..., 18:36, 15-08-2016

Fillup **Biomedical waste Management.**

Browser tabs: HWA module launch, SPCB Industry Home, TEST-15.8.16.pdf, Instructions for filing

Address bar: tnocmms.nic.in/OCMMS/bioMedicalWaste/create#country5

tnpcb

Welcome TEST-15.8.16 Date : 15-8-2016

click here for any kind complaints or query

General Details Bio-Medical Waste Generation Details Bio-Medical Waste Management Details

BMW Treatment Equipments details Documents

Quantity of BMW handled, treated or disposal

Category	Type of Waste	Quantity Generated or collected in Kg/day(except Yellow-f)	Method of Treatment and Disposal as per Schedule-I
Yellow	a) Human Anatomical Waste	<input type="text"/>	Incineration
	b) Animal Anatomical Waste	<input type="text"/>	Incineration
	c) Soiled Waste	<input type="text"/>	Incineration
	d) Expired or Discarded Medicines	<input type="text"/>	Incineration
	e) Chemical Solid Waste	<input type="text"/>	Incineration
	f) Chemical Liquid Waste in KLD	<input type="text"/>	Onsite ETP to treat and conform to the discharge standards
	g) Discarded linen, mattresses, beddings contaminated with blood or body fluid	<input type="text"/>	Disinfection followed by Incineration
	h) Microbiology, Biotechnology and other clinical laboratory waste	<input type="text"/>	Sterilisation followed by Incineration
			Autoclaving followed by shredding. Treated waste to be

TEST-15.8.16.pdf Hazardous and....doc Instructions forpdf

Show all downloads...

Windows Search the web and Windows

Taskbar icons: File Explorer, Edge, Store, Mail, Calendar, Excel, Word, Settings, Chrome

System tray: 18:37 15-08-2016

HWA module launch
SPCB Industry Home
TEST-15.8.16.pdf
Instructions for filing
tnpcb

tnocmms.nic.in/OCMMS/bioMedicalWaste/create#country5

	Yellow	c) Soiled Waste		Incineration
		d) Expired or Discarded Medicines		Incineration
		e) Chemical Solid Waste		Incineration
		f) Chemical Liquid Waste in KLD		Onsite ETP to treat and conform to the discharge standards
		g) Discarded linen, mattresses, beddings contaminated with blood or body fluid		Disinfection followed by Incineration
		h) Microbiology, Biotechnology and other clinical laboratory waste		Sterilisation followed by Incineration
	Red	Contaminated waste (Recyclable)		Autoclaving followed by shredding. Treated waste to be sent to Authorised recyclers or for energy recovery or plastic to Diesel or fuel oil or for road making
	White(Translucent)	Waste sharps including Metals		Autoclaving followed by shredding. Treated waste to be sent to Iron foundries or sanitary landfill or designated concrete waste sharp pit.
	Blue	Glassware		Disinfection or Autoclaving or microwaving or hydroclaving and then sent for recycling
Metallic Body Implants				
		Total(Except Yellow f)		

Fields marked * are mandatory

Do you want to save the application as ☐ Completed ☒ Inprogress

TEST-15.8.16.pdf
Hazardous and....doc
Instructions forpdf
Show all downloads...

Search the web and Windows
e
f
W
18:38 15-08-2016

Fillup the **BMW Treatment Equipments**.

Incase if you are a CBMWTF operator, click fillup the details needed.

Browser tabs: HWA module launch, SPCB Industry Home, TEST-15.8.16.pdf, Instructions for filing

Address bar: tnocmms.nic.in/OCMMS/bioMedicalWaste/create#country3

Left sidebar: click here for any kind complaints or query

Navigation tabs: General Details, Bio-Medical Waste Generation Details, Bio-Medical Waste Management Details, BMW Treatment Equipments details (selected), Documents

Section: Details of Treatment Equipments available for treatment of Bio-Medical Waste

SI No.	Treatment equipment	No of Units	Type and capacity of each unit
1	Incinerators	<input type="text"/>	<input type="text"/>
2	Plasma Pyrolysis	<input type="text"/>	<input type="text"/>
3	Autoclaves	<input type="text"/>	<input type="text"/>
4	Microwave	<input type="text"/>	<input type="text"/>
5	Hydroclave	<input type="text"/>	<input type="text"/>

Taskbar: TEST-15.8.16.pdf, Hazardous and....doc, Instructions forpdf, Show all downloads...

System tray: Search the web and Windows, 18:39, 15-08-2016

HWA module launch
SPCB Industry Home
TEST-15.8.16.pdf
Instructions for filing
tnpeb

tnocmms.nic.in/OCMMS/bioMedicalWaste/create#country3

7	Needle tip cutter or destroyer		
8	Sharp encapsulation or Concrete pit		
9	Deep burial pits		
10	Chemical disinfection		
11	Any other treatment equipment		

Fields marked * are mandatory

Do you want to save the application as ☐ Completed ☒ Inprogress

Save

TEST-15.8.16.pdf
Hazardous and....doc
Instructions forpdf

Show all downloads...

Search the web and Windows

e
File Explorer
Store
Laptop
Excel
Word
Settings
Chrome

ENG
18:40
15-08-2016

Click on “Documents” and click “upload” button

The screenshot shows a web browser window with the URL `tnocmms.nic.in/OCMMS/bioMedicalWaste/create#country4`. The page has a header with a green banner on the left and a blue banner on the right. The blue banner contains the text "Welcome TEST-15.8.16" and "Date : 15-8-2016". Below the header, there are three tabs: "General Details", "Bio-Medical Waste Generation Details", and "Bio-Medical Waste Management Details". The "Bio-Medical Waste Management Details" tab is active, and it contains a sub-tab "Documents".

Under the "Documents" sub-tab, there is a table titled "Documents Details":

Documents Details	
Upload Required Documents	Upload
Delete Saved Documents	Delete

Below the table, there are instructions:

*** Instructions:**
Please select "Yes" if you want to send the documents By Post/ By Hand and "No" to upload the required document online.
For Online Document Upload:

- Click link "Upload" to upload the document
- Click "Browse" to select the document
- You can select multiple documents at the same time
- Select all the documents by clicking "Browse" button
- Select all the documents by clicking "Browse" button
- Click "Save" button to upload the document
- Message "Document successfully uploaded" will be displayed

Fields marked * are mandatory

Do you want to save the application as ☐ Completed ☒ Inprogress

At the bottom, there is a "Save" button.

The Windows taskbar at the bottom shows the following icons: Windows Start button, Search the web and Windows, TEST-15.8.16.pdf, Hazardous and....doc, Instructions forpdf, Show all downloads..., and system tray icons including network, volume, and date/time (18:40, 15-08-2016).

New screen will appear as below

Upload the documents requested. **There are mandatory documents to be uploaded.** These documents must be uploaded for successful submission of application.

tnocmms.nic.in/OCMMS/bioMedicalWaste/popUploadDocBmw/6451837 - Google Chrome
tnocmms.nic.in/OCMMS/bioMedicalWaste/popUploadDocBmw/6451837

S.NO	Document Name	Document Path
1	Covering letter*	Choose File No file chosen
2	Topo sketch showing the location of the facility and nearby environmental features*	Choose File No file chosen
3	Layout plan of the facility*	Choose File No file chosen
4	Brief Description of method of segregation, storage, treatment and disposal*	Choose File No file chosen
5	Copy of latest consent order obtained under Water & Air Acts*	Choose File No file chosen
6	Compliance report on the conditions of the previous Authorisation issued in case of renewal of BMW Authorisation	Choose File No file chosen
7	Map with GPS locations of CBMWTF and its member units in their area of coverage in case of CBMWTF	Choose File No file chosen
Save		
Uploaded Documents Details		

Click on “**Save**” button.

A new screen will appear as below.

Any additional documents to be uploaded, can be uploaded by naming the file and attaching the appropriate file and then click save to add another document.

After completing the uploading process, click “Exit” button.



Now select “**Complete**” button and save.

The application will be submitted successfully.